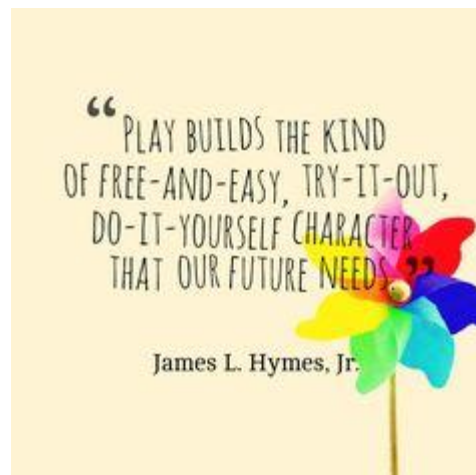




# Kindy Information Booklet 2022



## Christ the King School

87 York Street

BEACONSFIELD WA 6162

**9487 9900**

[www.ctk.wa.edu.au](http://www.ctk.wa.edu.au)



## WELCOME

We warmly welcome you to Christ the King Primary School!

We hope you and your Kindy child have a very happy and fulfilling year with us and we look forward to getting to know you!

We believe all children should be given the opportunity to reach their full potential. Children are intelligent, strong, creative, competent, social and full of curiosity. Our Kindy program is structured to encourage these attributes through exploration, investigation, observation and communication within a nurturing, safe and caring environment.

Learning through play is one of the most important aspects of Kindy and our Kindy program uses intentional play as a context for learning. This play-based approach includes a combination of child initiated and teacher supported learning.

## CONTACT DETAILS

Phone 9487 9900 (Administration)  
Website [www.ctk.wa.edu.au](http://www.ctk.wa.edu.au)  
Office Hours 8.30am – 3.30pm

## OUR TEAM

Kindy  
Mrs Sheree Anderson – Teacher  
Mrs Tonina Cammanaro – Education Assistant

Kindy **Red**  
Mrs Jacyntha Phips – Teacher  
Mrs Lucy Jocelyn - Education Assistant

Kindy **Gold**  
Mrs Alicia Travis – Teacher  
Mrs Cathy Pagani – Education Assistant

Children need to **PLAY** to  
**BE ADAPTABLE**  
**CONSTRUCT KNOWLEDGE**  
**PROBLEM SOLVE** **LEARN** **CREATE**  
**SOLVE** **PROCESS** **EMOTIONS**  
**INTERNALISE EXPERIENCES**  
**DISCOVER** **CHALLENGE**  
**BE HEALTHY THEMSELVES**  
**LAUGH & HAVE FUN**  
**LEARN TO WORK** **IMAGINE**  
**TOGETHER** **LEARN TO LEAD**  
**EXPRESS** **EXPLORE** **SPEAK**  
**IDEAS** **DEVELOP** **READ**  
**MANAGE** **AN INQUIRING** **MIND** **WRITE**  
**STRESS** **MIND** **WRITE**  
**Because PLAY matters.**

Special Needs Education Assistants vary throughout the week.

## KINDY SESSION TIMES



Our normal instruction times are:

Monday, Tuesday and Wednesday 8.40am until 2.45pm

**In the morning**, gates will open at 8.25am with class doors opening at 8.30am. Formal instruction will begin at 8.40am.

**In the afternoon**, children can be collected from the classroom at 2.45pm.

## PARKING

There is a car park situated off Caldwell St. outside the Early Childhood Centre. Each family is assigned one parking permit for your child's session times only. This permit will be colour coded for your child's year level. The permit must be displayed on your car.

Your assistance with this is greatly appreciated.

## MOVE UP DAY

This will happen in early December. More details will follow later in the year. During this time, all classes move up to their new room to meet their new teacher and see their surroundings.

## STAGGERED START – FIRST WEEK ONLY

In Week 1 of Kindy, we schedule Transition days. These days are short and modified so the children are introduced to the program in small, manageable groups. These transition days are important because they help your child feel comfortable to explore their environment and to learn some rules and routines before their group comes together in its entirety.

Your child's transition timetable is in the information pack you receive at your Kindy Parent Information Evening.

During these days please pack their bag with their labelled hat, water bottle and snack, for either morning or afternoon tea. Lunch will be eaten at home.

## HOW TO CONTACT YOUR CHILD'S TEACHER

The best way to reach your teacher is via email as your child is our top priority during the day. Whilst we are generally unable to check emails during the day, we do check them regularly and will respond to your concerns as soon as possible. **Email addresses will be handed out later this year.**

We welcome parents to discuss their child's progress in person with us. As the children are our highest priority, we ask that lengthy discussions happen outside our Kindy session times. Pick up and drop off times can be hectic, so please refrain from engaging the teachers in discussions that take their attention away from the group.

Please contact your child's teacher either via email or phone to arrange a mutually convenient time. We thank you in advance for your consideration.

## COMMUNICATION

Each class has a Note Folder Box that is placed outside the classroom each day. There is labelled file for each child. Inside your child's folder you will find notes, reminders, some of your child's work.



If your child is to be picked up by someone else (other than a parent or caregiver) please notify us in writing prior to the day, either in our class diary, via email or phone the Administration on 9487 9900 and they will pass the message onto us.

We are unable to let your child leave Kindy with anyone else unless we have your written consent and this needs to be completed each time someone other than the usual person collects your child.

Please do not assume that we will be checking our emails during the day as we will be busy with the children.

## WHAT TO BRING TO KINDY?

1. **A school bag.** The tote Kindy bag is available for purchase from our Uniform Shop. There is an optional smaller sized school bag that can be purchased and retained for future years.
2. **A snack container and lunch box.** Please send a separate snack container and lunch box with your child's name on it. An ice pack is also advisable, particularly in the hotter months.
3. **A hat.** The school hat is available for purchase from the Uniform Shop and will go home with your child each day. Please apply **sun cream** before your child comes to school. Additional sun cream is supplied and can be reapplied during the day. If your child has sensitive skin, please supply a preferred, labeled sunscreen they can keep in their school bag.
4. **A drink bottle.** Each child needs a labelled drink bottle they can open and refill by themselves. Drink bottles are to contain water only.
5. **A set of spare clothes.** Keep a spare set of the school uniform in a labeled plastic bag inside your child's school bag. The clothes should reflect the season and your child's size. Please do not forget to pack underwear and socks!
6. **A library Bag.** The red library bag is available for purchase from our Uniform Shop. You will be informed of your child's library day early in the new year.

*Please label all items with permanent marker.*



## WHAT TO EAT AT KINDY?

Please provide morning tea and lunch for your child each day they attend Kindy and talk with your child about which is which!

When packing your child's food for the day, we ask you limit the number of packaged items.

### **Snack ideas:**

Whole or cut up fruit, cut up vegetables, cheese, squeezable yoghurt, plain crackers, plain popcorn.

### **Lunch ideas:**

Sandwiches, wraps, finger foods, healthy leftovers.

Please send an ice block in hotter months as snack containers and lunch boxes will not be refrigerated. Due to OH&S guidelines we are unable to heat any food.



# FOOD ALLERGIES AND INTOLERANCES

Food allergies and intolerances can be very serious, and it is important that everyone observes some basic rules. Children are discouraged from sharing food, so please do not send lollies or treats they might want to share with their friends.

Christ the King School is a Nut Aware school. We have children enrolled throughout the school who may experience anaphylaxis from nuts or nut products. This can be extremely harmful and distressing for some children and families.

We ask for your cooperation in minimizing the risk of reactions. Please refrain from sending in products that contain nuts. This includes all nuts, tree nuts, flours and spreads. For example, nut bars and Nutella.



Some children have other food allergies and intolerances, and these can be very serious too (i.e. gluten, egg, dairy). If you know your child is allergic to any foods, please let us know so you can fill out a Medical Form. This information will be displayed in your child's classroom kitchen and accompanied by any medication.

## BIRTHDAYS



Birthdays are special and we would love to celebrate your child's milestone at Kindy. You are more than welcome to bring a small treat for your child to hand out to their class at the end of the day, such as individually wrapped pick mixes.

If your child has a known allergy, please send in an alternative that we can keep in the fridge and hand out on birthday days to avoid disappointment.

Party invitations can be given to teaching staff so they can be discretely distributed to recipients via class note folders.

## WHAT TO WEAR TO KINDY?

Children wear the new Kindy t-shirt, school shorts or trackpants, school track jumper, school socks and school hat.

Sneakers and socks or sandals can be worn. Please ensure your child can put their shoes on and off independently - Velcro straps are encouraged!

## WHAT IF MY CHILD IS UNWELL?

If your child is unwell then the best place for him/her is at home with you. Please be considerate of other children and staff by adhering to this to avoid us having to call you during the day.

In the event of an emergency, illness or significant accident we will contact you or the person you have nominated as emergency contact. It is vital this information is kept up to date so please notify us if any details change.

Please do not send your child back to school too quickly if they have been unwell. This includes (but is not limited to):

- A fever
- A persistent cough or "green" nose
- Diarrhea or vomiting
- A rash
- Head lice
- Eye or ear infection
- If they have been at hospital
- Symptoms of a communicable disease

Help us to stop the spread!

## MEDICATION

Please let staff know if your child is taking regular medication or if they are on a temporary course of antibiotics.

We are able to give your child medication provided you fill out of form that includes the time, the dose and how it is to be stored (i.e. fridge). This will be cross-checked with a teacher. Please ensure medication is given to a staff member and not left in bags.

A Medic Alert form is required for any child who has a condition which we need to be made aware of (e.g. anaphylaxis, allergies, asthma etc). This form will need to include a current photo of your child and will be kept in our Kindy kitchen with any medication required.

If your child requires an epi-Pen, Ventolin for asthma, spacer, or antihistamine (such as Claratyne), we ask you supply in-date medication that is kept at school. Please do not leave medication in your child's bag under any circumstance.

## ABSENCES

Whilst Kindy is not compulsory, it is important you let us know if your child is unwell or if they will be away from school for an extended period. You will need to provide a reason for your child's absence which can be done on the Connected app.



## PARENT INVOLVEMENT

The school newsletter is available fortnightly on Thursdays (Weeks 2,4,6,8,10) and can be accessed via email, the Connected app or the school website [www.ctk.wa.edu.au](http://www.ctk.wa.edu.au)

## PARENT ROSTER

Parents are welcome in Kindy and we provide an opportunity for you to come in and spend some time with us. We will let you know when our Parent Roster is up and running.

## PARENT REPRESENTATIVES

Each year level has a parent representative to volunteer their time and assist with:

- Collating parent contact lists
- Introducing new parents to existing parent groups
- Organising parent social gatherings
- Organising a class P&F fundraising event (and attending P&F meetings)
- Liaising with and supporting the teacher and assistants.



## PARENTS & FRIENDS (P&F)

Christ the King is blessed to have an active P&F that are very supportive of school initiatives and fundraising. The P&F meet regularly throughout the term, have a Facebook page and release a newsletter. Further information about the P&F is available on the school website.

## SCREENING PROGRAM

Throughout the year all children will be screened by a qualified Speech Therapist and Occupational Therapist. These therapists assist in identifying issues that may require further attention. Further information about screenings will be provided in Term 1.

Copies of any reports will be made available to you and you can discuss any findings with your child's classroom teacher.

If your child is already under the care of an outside agency, please inform your classroom teacher and provide copies of any results or reports.

The Child Health Development Nurse will also see the Kindy children during the year to conduct some basic checks on your child's hearing, vision, height and weight. The nurse is also available to meet individually with parents to discuss any concerns.



# WHAT DO WE LEARN IN KINDY?

In the Kindy classroom, we use the Early Years Learning Framework (EYLF) and National Quality Standards (NQS) to inform and guide our planning process. In addition, we draw from the WA Kindergarten Curriculum Guidelines, which form part of the Australian Curriculum.

## NATIONAL QUALITY STANDARDS (NQS)

The National Quality Standard (NQS) sets a high national benchmark for early childhood education and care and outside school hours care services in Australia. The NQS includes 7 quality areas that are important outcomes for children; Educational Program and Practice, Children's Health and Safety, Physical Environment, Staffing Arrangement, Relationships with Children, Collaborative Partnerships with Families and Communities, Government and Leadership.




## EARLY YEARS LEARNING FRAMEWORK (EYLF)

The Framework forms the foundation for ensuring that children in all early childhood education and care settings experience quality teaching and learning. It has a specific emphasis on play-based learning and recognises the importance of communication and language (including early literacy and numeracy) and social and emotional development. The Framework has been designed for use by early childhood educators working in partnership with families, children's first and most influential educators.



## WA KINDERGARTEN CURRICULUM GUIDELINES

The Kindergarten Curriculum Guidelines guide educators to develop kindergarten curriculum for Western Australian children. It draws from the key ideas and related content from the EYLF to construct curriculum to ensure that all children in Kindergarten experience quality teaching and learning. Kindergarten children are connected to family, community, culture and place. Their learning takes place through these relationships. As children participate in everyday life, they develop interests and construct their own identities and understandings of the world.



# INSTRUCTION IN KINDY

At Christ the King we use the iSTAR framework to design our lessons as it offers a common language of learning across our school. It means in each lesson the children know what we are learning, why we are learning it and what we are looking for. It improves our clarity and gives children confidence to succeed.

In all rooms you will see :

WALT	<i>We are learning to...</i>
TIB	<i>This is because...</i>
WILF	<i>What I'm looking for...</i>

In addition, we differentiate our learning by identifying what all children, most children and some children will be doing.

### iStar

Inform	Inspire
Show	Share
Try	Transfer
Apply	Action
Review	Revise.



## LITERACY IN KINDY

Our focus in Kindy is on oral language. Children develop an early understanding of letters, sounds and rhyming words. They learn pictures tell stories, written words can be read and spoken words can be written down.

We introduce sounds and letters according to our school Phonics Scope and Sequence using the order suggested by Diana Rigg. Each day we use the Heggerty Phonemic Awareness curriculum as it is quick, fun and multisensory.



## NUMERACY IN KINDY

This includes learning about numbers, shapes and counting. Children are measure, problem solve and apply mathematics concepts in daily life. We have a strong foci on Launch, Explore and Summarise, where manipulatives are used and problem solving activities with open ended tasks are created to allow for an inquiry based model of learning.


They arrange data in simple ways (such as yes and no), continue, copy and create simple patterns and recognise common 2-D shapes in the environment.

We use the Dr Paul Swan method for instruction, by including mental math strategies, hands-on experiences and reflections.

## RE IN KINDY

Our RE curriculum is taken from the document, *Let the Children Come to Me*. Religious Education in the early years aims to provide students with the opportunity to...

- Discover God in people and creation
- Draw on human experiences of God
  - Know Jesus
  - Live like Jesus



## PROTECTIVE BEHAVIOURS

Our child protection curriculum is called Keeping Safe. It is a safety program from age 3 to 12 designed to teach children:

- How to recognise abuse and tell a trusted adult
- Understand what is appropriate/inappropriate touching
- Understand ways to keep themselves safe
- 

It is mandated in all Catholic Schools and ensures children are:

- Treated with respect and protected from harm
- Asked for their opinion on things that affect them
- Feel safe in their relationships
- Understand what is meant by “feeling and being safe”
- 

*Throughout the year more details on the program will be made available.*



## REPORTING TO PARENTS

In Pre-Kindy to Year 3, each family receives a unique QR code that gives them access to their child's digital portfolio.

At the end of Term 1 the school holds Parent/Teacher Interviews, so you can meet with your child's teacher to discuss their progress. Details of these events will be made available closer to the date. Next year you will receive a Kindy formal report in both semester one and semester two.

If you have any queries in the meantime, please feel free to meet with your child's classroom teacher at a mutually convenient time.



## BITS & BOBS

The list below gives you some ideas of donations we love:

Buttons assorted sizes and colours  
Spray can tops  
Toothpaste tops  
Lace  
Artificial flowers  
Patty pans  
Felt pieces  
Coloured wrapping papers  
Measuring cups  
Laminex pieces  
Small stones  
Straw  
Round dowelling  
Ceramic tiles  
Light switch  
Bubble wrap

Beads  
Feathers  
String  
Netting  
Carpet scraps  
Foam sheeting scraps  
Scraps of vinyl  
Greeting cards  
Leather scraps  
Confetti  
Envelopes  
Material pieces  
Bolts & screws  
corks  
Pegs



## LOOSE PARTS PLAY

Large cable reels, piping & tubes, wood ends & stumps, rope, old tyres, artificial lawn etc are all extremely useful in Kindy for our loose parts play and donations of these things are ALWAYS welcome!



## QUESTIONS?

If there are any questions, please don't hesitate to contact us.

We can't wait to get to know you and your child and are looking forward to a wonderful Kindy year together!

